

Provider
University Hospitals Plymouth NHST

Cancer Type
All cancer types

Survival Figures
Cancer Alliance

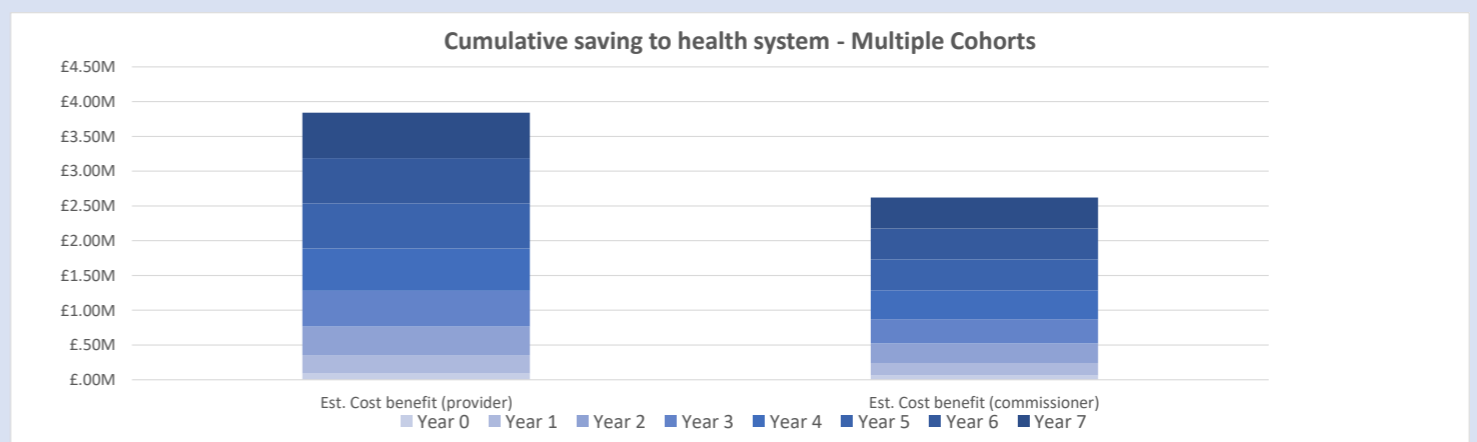
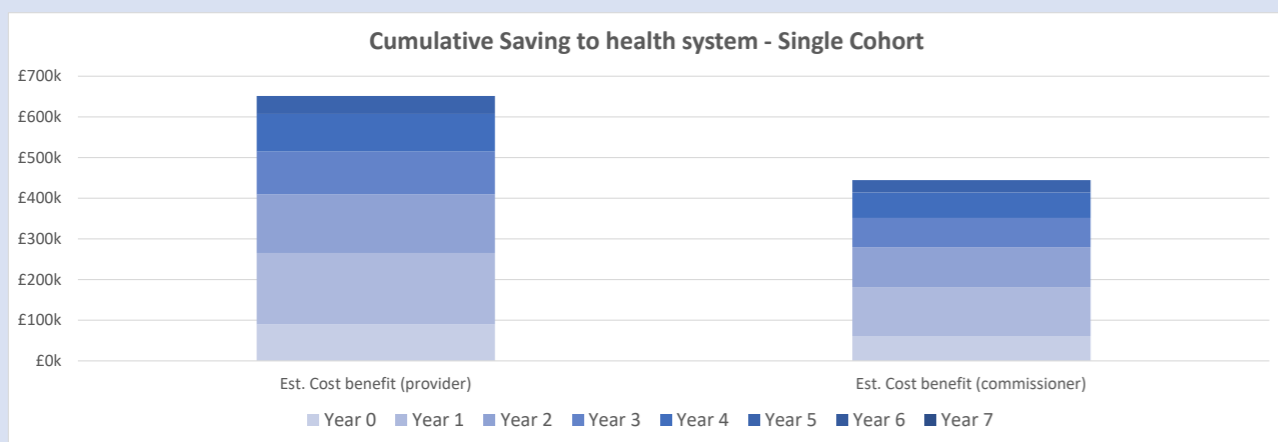
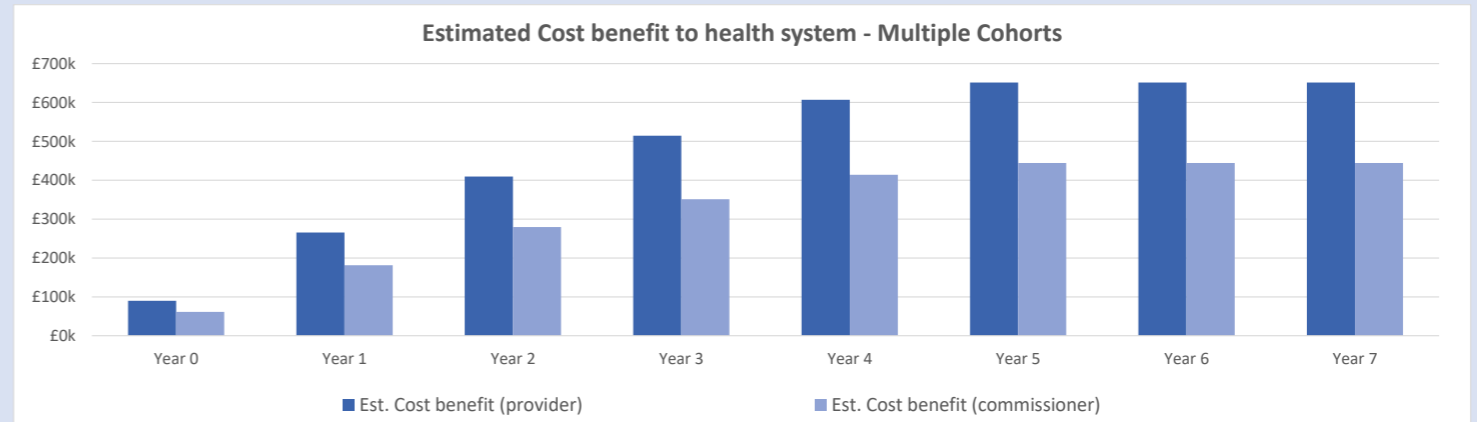
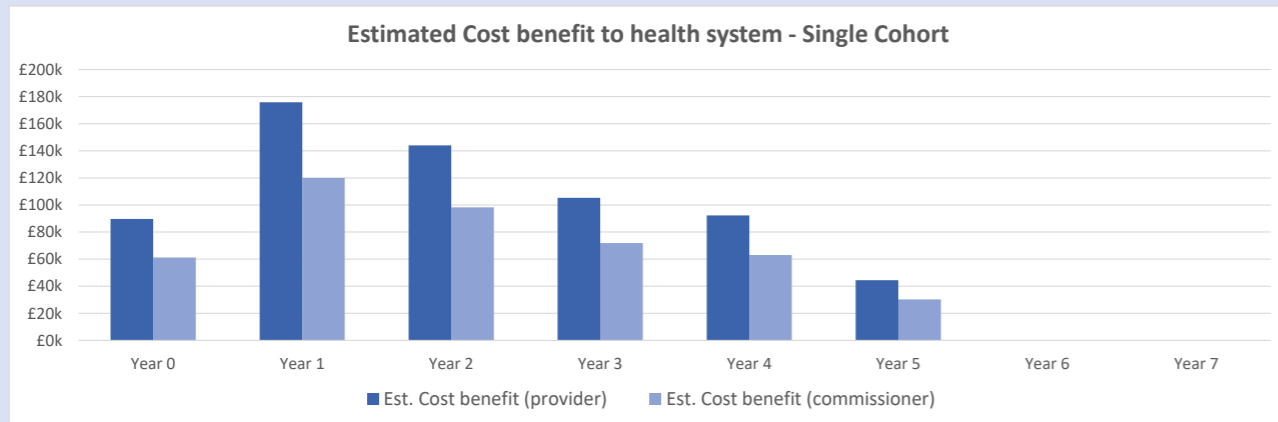
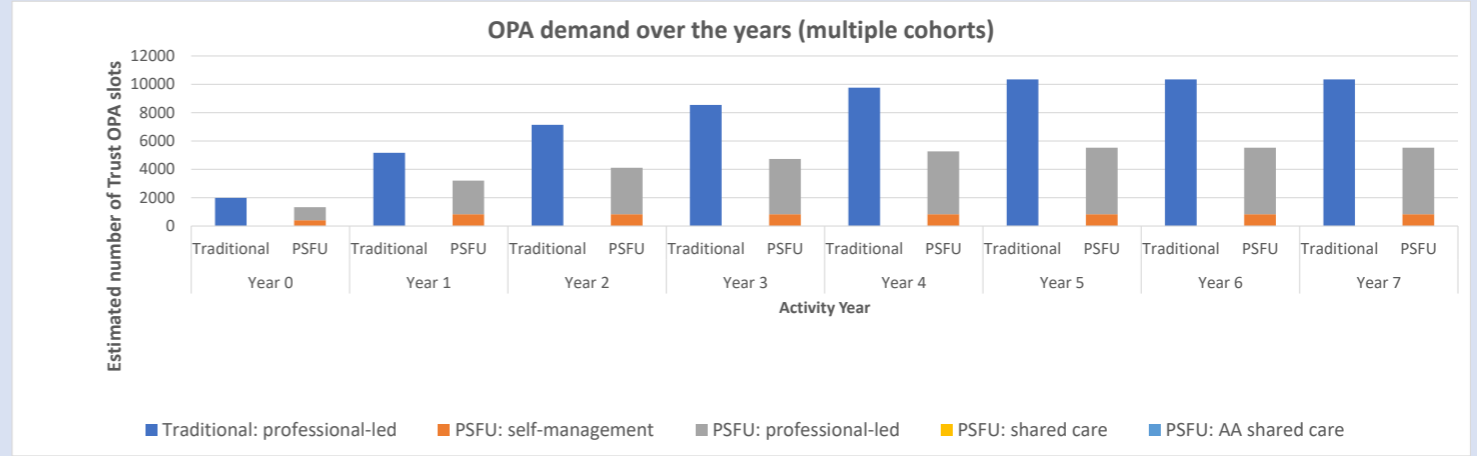
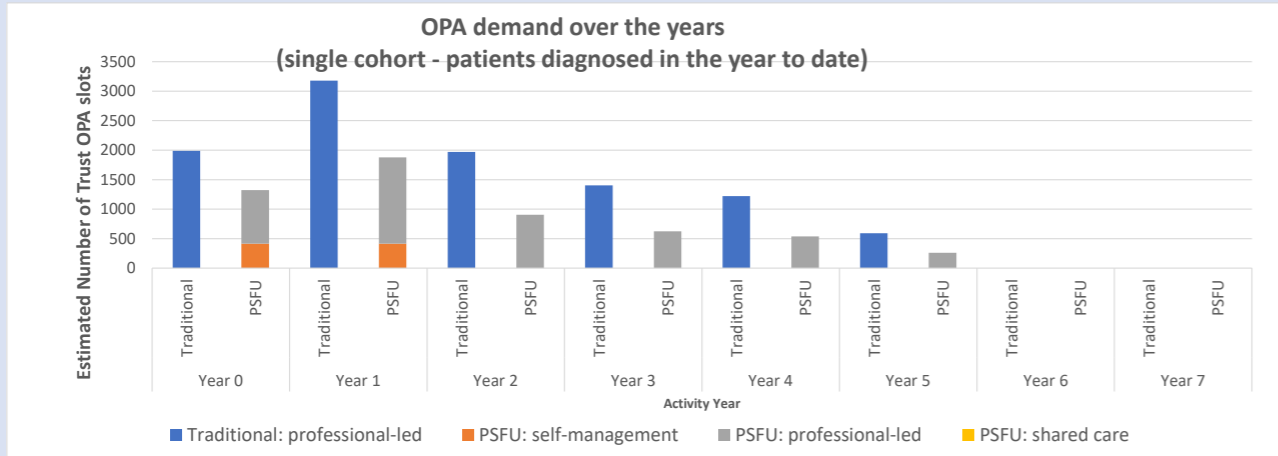
Referral Numbers	Trust provided
PSFU Scenario	OPA Default
Appointment Schedule	OPA Default
Commissioner Cost	National Tariff 2019/20
Provider Cost	Reference Costs 2017/18

Potential Year 1 reduction - OPA's 1,965

Potential Year 1 reduction - Provider £ 265,530

Potential Y0-Y7 reduction - Provider £ 3,840,800

Figures based on Multiple Cohorts



Summary Tables

Single Cohort									
	Activity Year								
	0	1	2	3	4	5	6	7	Total
	Year 0	Year 1	Year 2	Year 3	Year 4	Year 5	Year 6	Year 7	
Traditional: professional-led	1,987	3,180	1,970	1,404	1,220	590	-	-	10,351
PSFU: professional-led	908	1,464	904	625	537	261	-	-	4,699
PSFU: self-management	415	415	-	-	-	-	-	-	830
PSFU: shared care	-	-	-	-	-	-	-	-	-
PSFU: Total *	1,323	1,879	904	625	537	261	-	-	5,529
	Year 0	Year 1	Year 2	Year 3	Year 4	Year 5	Year 6	Year 7	Total
Estimated OPA Releases	664	1,301	1,066	779	683	329	-	-	4,822
Est. Cost benefit (provider)	£ 89,726	£ 175,804	£ 144,049	£ 105,266	£ 92,294	£ 44,458	£ -	£ -	£ 651,597
Est. Cost benefit (commissioner)	£ 61,221	£ 119,952	£ 98,285	£ 71,824	£ 62,973	£ 30,334	£ -	£ -	£ 444,588

Multiple Cohort									
	Activity Year								
	0	1	2	3	4	5	6	7	Total
	Year 0	Year 1	Year 2	Year 3	Year 4	Year 5	Year 6	Year 7	
Traditional: professional-led	1,987	5,168	7,137	8,542	9,761	10,351	10,351	10,351	63,648
PSFU: professional-led	908	2,372	3,276	3,902	4,438	4,699	4,699	4,699	28,993
PSFU: self-management	415	831	831	831	831	831	831	831	6,232
PSFU: shared care	-	-	-	-	-	-	-	-	-
PSFU: Total *	1,323	3,203	4,107	4,733	5,269	5,530	5,530	5,530	35,225
	Year 0	Year 1	Year 2	Year 3	Year 4	Year 5	Year 6	Year 7	Total
Estimated OPA Releases	664	1,965	3,030	3,809	4,492	4,821	4,821	4,821	28,423
Est. Cost benefit (provider)	£ 89,726	£ 265,530	£ 409,444	£ 514,710	£ 607,004	£ 651,462	£ 651,462	£ 651,462	£ 3,840,800
Est. Cost benefit (commissioner)	£ 61,221	£ 181,173	£ 279,366	£ 351,190	£ 414,162	£ 444,496	£ 444,496	£ 444,496	£ 2,620,601